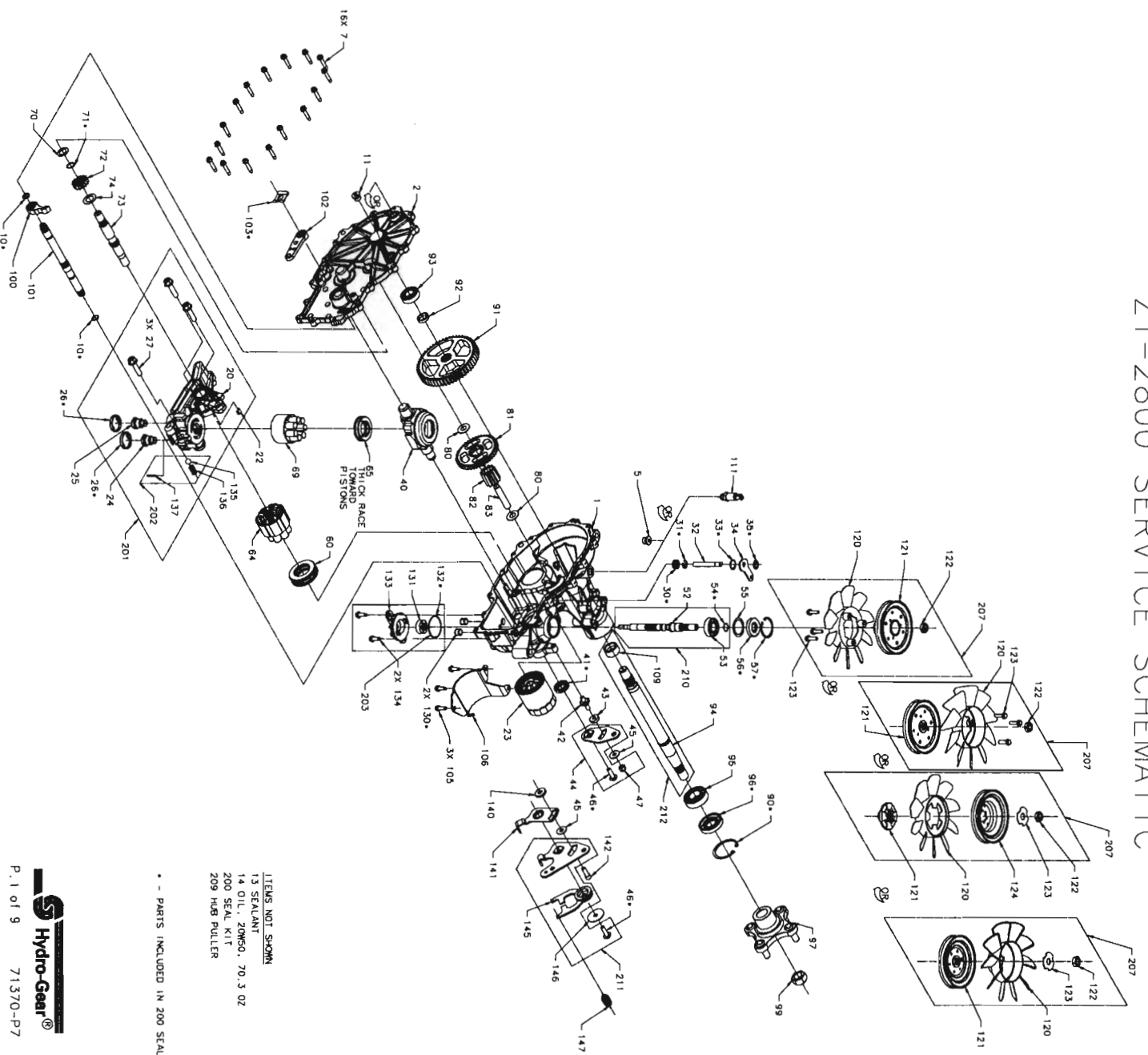


# ZT-2800 SERVICE SCHEMATIC



ITEMS NOT SHOWN  
 13 SEALANT  
 14 OIL, 20MSO, 70.3 OZ  
 200 SEAL KIT  
 209 HUB PULLER

\* - PARTS INCLUDED IN 200 SEAL KIT

# ZT-2800 SERVICE SCHEMATIC

MODEL NUMBER: 

Z					
---	--	--	--	--	--

 - 

*					
---	--	--	--	--	--

 - 

3	4	5	6		
---	---	---	---	--	--

 - 

7	8	9	10		
---	---	---	----	--	--

 - 

11	12	13	14		
----	----	----	----	--	--

CHARACTER #: 

1	2				
---	---	--	--	--	--

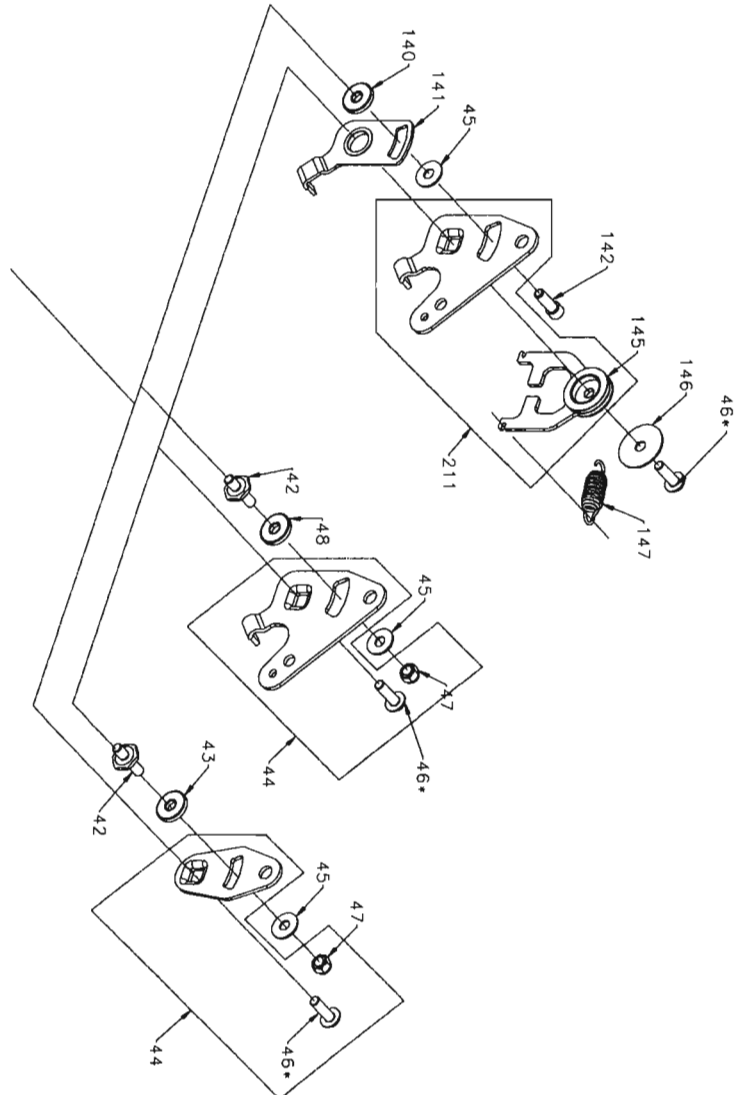
CHAR 9	CHAR 10	ITEM	COMPONENT	DESCRIPTION	QTY
0, 5	A	42	50426	STUD, SHORT 5/16-24	1
		43	52298	PLUCK, FRICTION	1
		45	44130	WASHER, 34X, 88X, 06	1
		46	51812	THWCS 5/16-24 X 1.00 (PATCH)	1
		47	50317	NUT, HEX LOCK 5/16-24 UNF	1
		42	50426	STUD, SHORT 5/16-24	1
		45	44130	WASHER, 34X, 88X, 06	1
		46	51812	THWCS 5/16-24 X 1.00 (PATCH)	1
		47	50317	NUT, HEX LOCK 5/16-24 UNF	1
		48	51846	SPACER	1
2,3,4,7,8,9,A,B,C,D,E,F,G,H,J,K,L,M	B, C, F, G	45	44130	WASHER, 34X, 88X, 06	1
		46	51812	THWCS 5/16-24 X 1.00 (PATCH)	1
		140	52527	SPACER, 320 X 1.005 X .179	1
		142	51616	SHCS 5/16-24X1 PATCH	1
		146	51950	WASHER, 343 X 1.500 X .062	1

CHAR 9	CHAR 10	ITEM	COMPONENT	DESCRIPTION	QTY
2,3,4,7,8,9	B, F, C, G	141	51945	ARM, NEUTRAL RIGHT	1
		141	51946	ARM, NEUTRAL LEFT	1

CHAR 9	CHAR 10	ITEM	COMPONENT	DESCRIPTION	QTY
2,3,4,7,8,9	B, C, F, G	147	51833	SPRING, EXTNSN RTN-34LBS	1
			51605	SPRING, EXTNSN RTN-44LBS	1

CHAR 10	ITEM	COMPONENT	DESCRIPTION	QTY
A	71633	ARM, CONTROL		1
	71634	ARM, CONTROL RH		1
	71635	ARM, CONTROL LH		1
	71636	ARM, CONTROL RH		1
	71637	ARM, CONTROL LH		1
	44			

CHAR 3	CHAR 9	CHAR 10	ITEM	COMPONENT	DESCRIPTION	QTY
C, H, J	2, A, G	C	71592	KIT, RTN, BIDIRECTIONAL		1
			71598	KIT, RTN, BIDIRECTIONAL		1
			71588	KIT, RTN, BIDIRECTIONAL		1
			71593	KIT, RTN, BIDIRECTIONAL		1
			71593	KIT, RTN, CCW		1
			71599	KIT, RTN, CCW		1
			71590	KIT, RTN, CW		1
			71597	KIT, RTN, CW		1
			71594	KIT, RTN, CW		1
			71600	KIT, RTN, CW		1
K, L, M	8, E, L	G	71599	KIT, RTN, CCW		1
			71596	KIT, RTN, CCW		1
			71588	KIT, RTN, BIDIRECTIONAL		1
			71595	KIT, RTN, BIDIRECTIONAL		1
			71592	KIT, RTN, BIDIRECTIONAL		1
			71598	KIT, RTN, BIDIRECTIONAL		1
			71590	KIT, RTN, CW		1
			71597	KIT, RTN, CW		1
			71593	KIT, RTN, CCW		1
			71593	KIT, RTN, CCW		1
9, F, M	4, C, J	F	71589	KIT, RTN, CCW		1
			71589	KIT, RTN, CCW		1
			71589	KIT, RTN, CCW		1
			71596	KIT, RTN, CCW		1
			71594	KIT, RTN, CW		1
			71594	KIT, RTN, CW		1
			71600	KIT, RTN, CW		1
			71600	KIT, RTN, CW		1
			71600	KIT, RTN, CW		1
			71600	KIT, RTN, CW		1



SEE SHEET 1

\* - PARTS INCLUDED IN 200 SEAL KIT  
 ITEM COMPONENT DESCRIPTION QTY  
 200 71410 KIT, SEAL 1



# ZT-2800 SERVICE SCHEMATIC

MODEL NUMBER: Z - - - \* - - -  
 CHARACTER #: 1 2 - 3 4 5 6 - 7 8 9 10 - 11 12 13 14

CHAR 4	ITEM	COMPONENT	DESCRIPTION	QTY
A THRU E	212	71569	KIT, SHAFT, AXLE	1
F THRU K		71570	KIT, SHAFT, AXLE	1

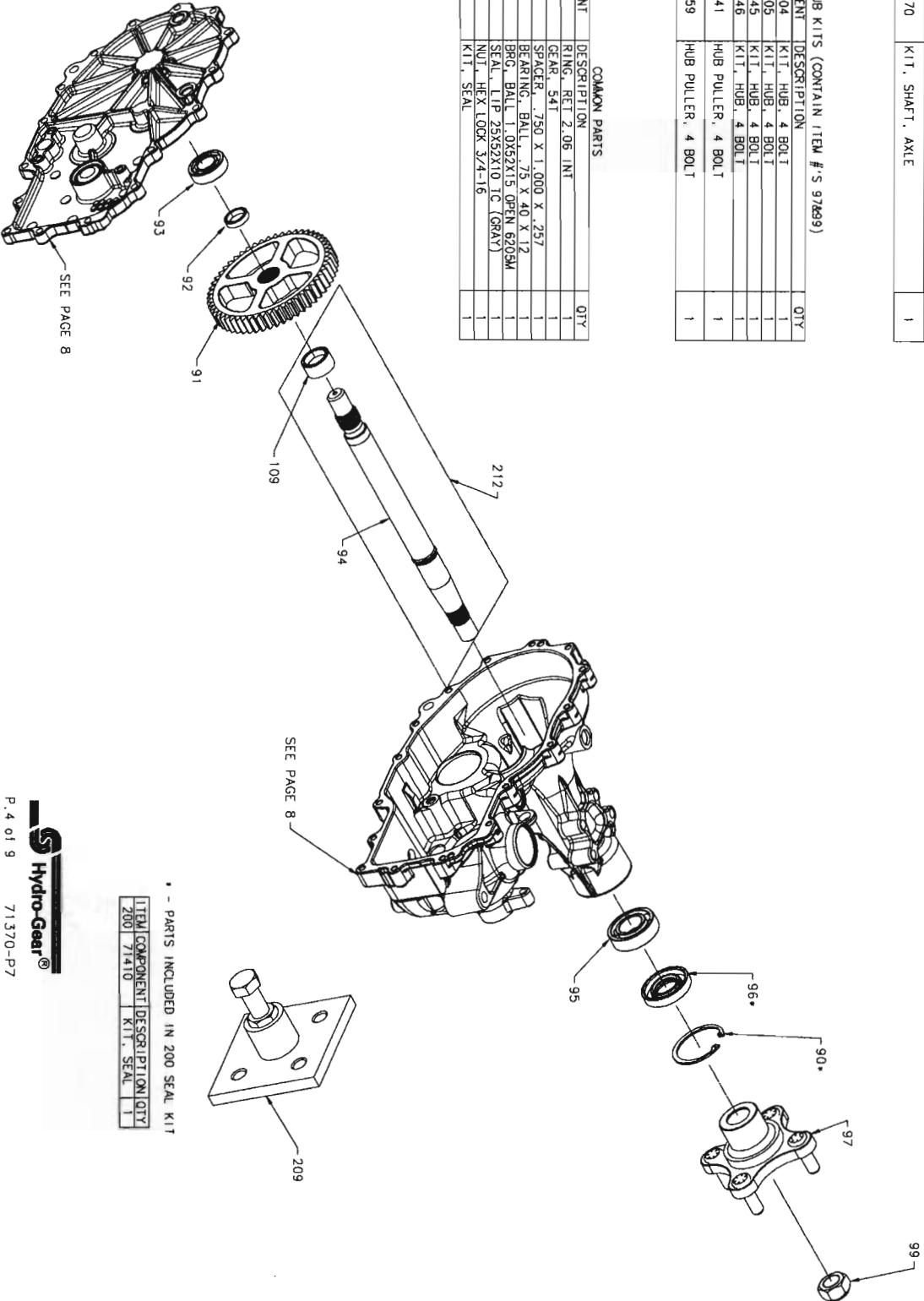
AXLE KITS (CONTAIN ITEM #'S 94&109)

CHAR4	ITEM	COMPONENT	DESCRIPTION	QTY
B, G		71404	KIT, HUB, 4 BOLT	1
C, H	97	71405	KIT, HUB, 4 BOLT	1
L, N		71445	KIT, HUB, 4 BOLT	1
M, P		71446	KIT, HUB, 4 BOLT	1
B, C, C, H, L, M, N, P	209	71241	HUB PULLER, 4 BOLT	1
		71459	HUB PULLER, 4 BOLT	1

HUB KITS (CONTAIN ITEM #'S 97&99)

ITEM	COMPONENT	DESCRIPTION	QTY
90	50859	RING, RET 2.06 INT	1
91	52108	GEAR, 54T	1
92	52161	SPACER, .750 X 1.000 X .257	1
93	44121	BEARING, BALL, .75 X .40 X .12	1
95	50771	BRG. BALL 1.0X52X15 OPEN 6205M	1
96	50772	SEAL, LIP 25X52X10 IC (GRAY)	1
99	50863	NUT, HEX LOCK 3/4-16	1
200	71410	KIT, SEAL	1

### COMMON PARTS



\* - PARTS INCLUDED IN 200 SEAL KIT

ITEM	COMPONENT	DESCRIPTION	QTY
200	71410	KIT, SEAL	1

# ZT-2800 SERVICE SCHEMATIC

MODEL NUMBER: Z - - \* - - \* - - \* - - \*  
 CHARACTER #: 1 2 - 3 4 5 6 - 7 8 9 10 - 11 12 13 14

CHAR 11	ITEM	COMPONENT	DESCRIPTION	QTY
	1	51629	ARM, BYPASS	1
	2	51910	ARM, BYPASS	1
	3	52370	ARM, BYPASS	1
	4	52742	ARM, BYPASS	1

CHAR 7	ITEM	COMPONENT	DESCRIPTION	QTY
	1	52501	HANDLE, BRAKE	1
	2	52172	ARM, BRAKE	1
	3	52639	HANDLE, ACTUATING	1

CHAR 8	ITEM	COMPONENT	DESCRIPTION	QTY
A, B, C, E, F, G	101	52651	SHAFT, BRAKE	1
J, K, L, N, P, R	101	52640	SHAFT, BRAKE	1

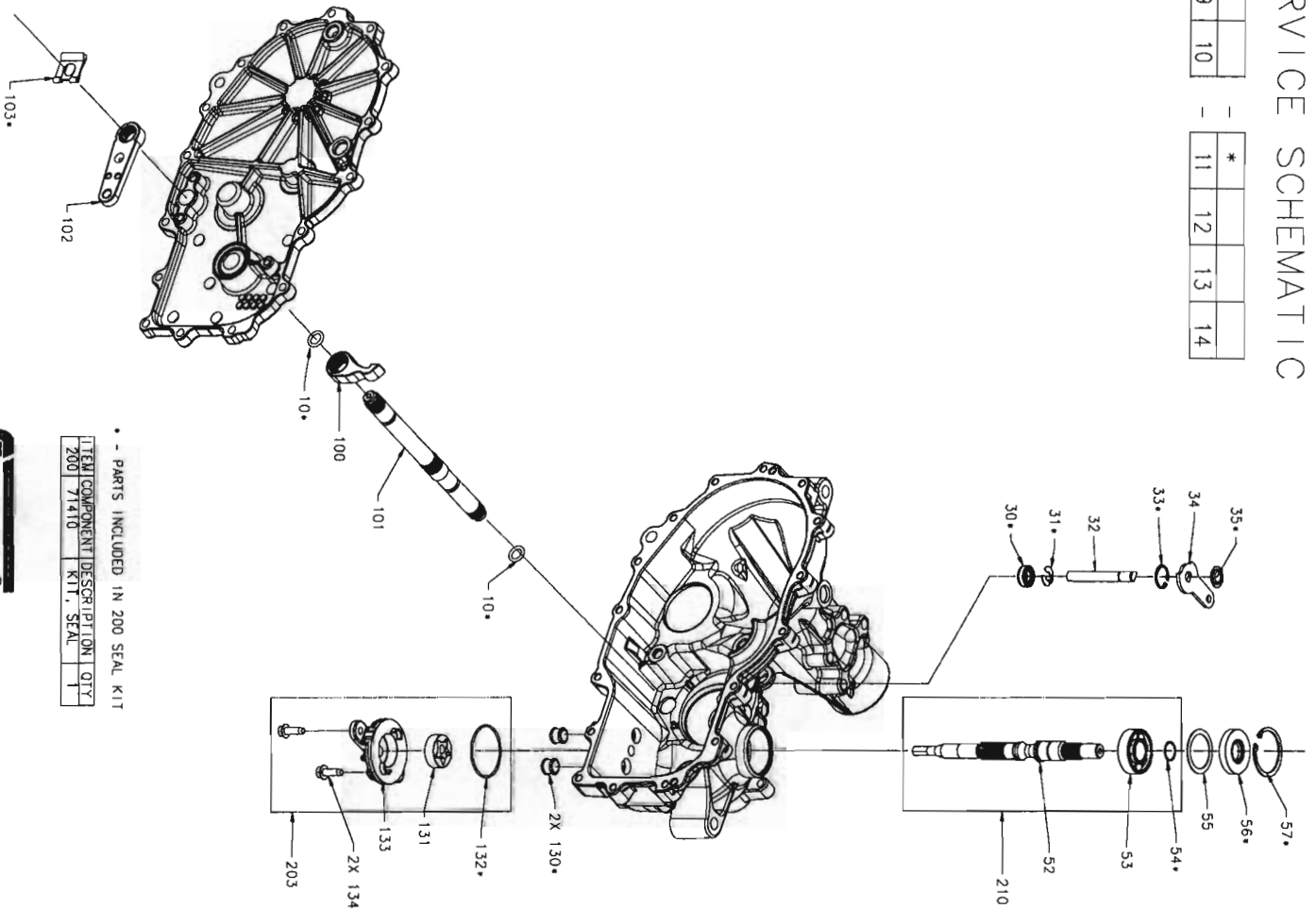
CHAR 3	ITEM	COMPONENT	DESCRIPTION	QTY
	52	52155	SHAFT, INPUT	1
	130	52157	TUBE, CONNECTING	2
G, H, K, L	131	50273	GEARBOX ASSEMBLY (1.9 cc/rev)	1
	132	52230	O-RING, -137, 0.103 X 2.050	1
	133	52688	COVER, CHARGE PUMP	1
	134	50752	HFCS 1/4-20X.75	2
J, M	52	51062	SHAFT, INPUT	1

ITEM	COMPONENT	DESCRIPTION	QTY
10	51804	O-RING - 111, 103 X .424	2
30	51826	SEAL, LIP .375X.75X.25	1
31	51628	RING, RET. 375 EXTRNL	1
32	52136	ROD, BYPASS	1
33	51627	RING, RET. 750 INTRNL	1
35	51630	RING, RING .375 EXT	1
53	50315	BRG. BALL 17X40X12 OPEN 6203	1
54	2000022	RING, RET WIRE .561 ID	1
55	50951	WASHER 1.25X1.56X.04	1
56	51161	SEAL, LIP 17X40X7	1
57	50329	RING, RETAINING	1
103	52027	CLIP, RETAINING	1

CHAR 3	ITEM	COMPONENT	DESCRIPTION	QTY
G, H, K, L	203	71411	KIT, CHARGE PUMP	1
	210	71442	KIT, INPUT SHAFT	1
J, M	210	71443	KIT, INPUT SHAFT	1

CHAR 7	ITEM	COMPONENT	DESCRIPTION	QTY
	100	52766	PAWL, BRAKE	1

CHAR 7	ITEM	DESCRIPTION
	100	REFERENCE SHEET 9 FOR UNIT REPLACEMENT (REFERENCE BLN-52696)
	101	
	102	
	104	
	208	



\* - PARTS INCLUDED IN 200 SEAL KIT

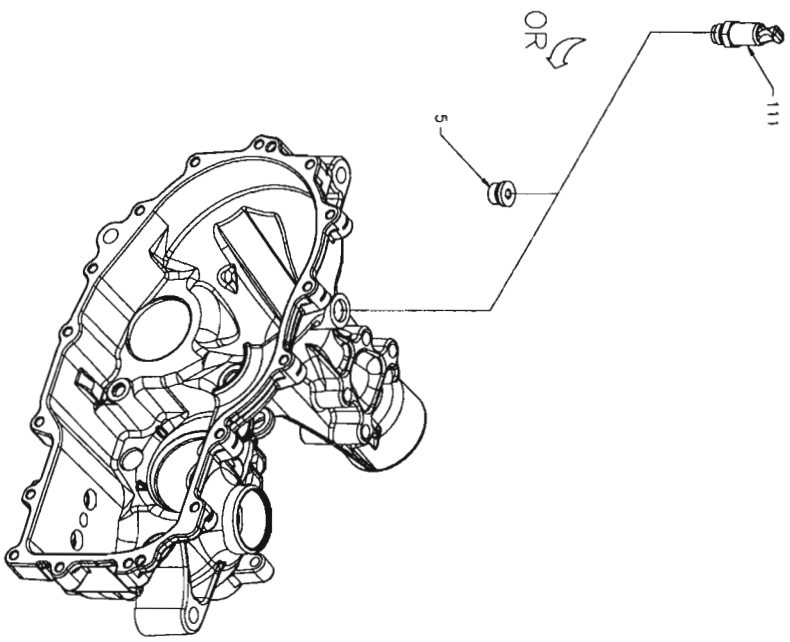
ITEM	COMPONENT	DESCRIPTION	QTY
200	71410	KIT, SEAL	1

# ZT-2800 SERVICE SCHEMATIC

MODEL NUMBER: Z 1 2 - 3 4 5 6 - 7 8 9 10 - 11 12 13 14  
 CHARACTER #: 1 2 - 3 4 5 6 - 7 8 9 10 - 11 12 13 14

### BREATHER FITTINGS

CHAR	ITEM	COMPONENT	DESCRIPTION	QTY
A THRU C	111	71393	FITTING, STR 9/16-18 SAE .5 BARB	1
K THRU T	5	9005110-5600	PLUG 9/16-18 (METAL)	1
	5	9005110-5800	PLUG 9/16-18 (METAL)	1

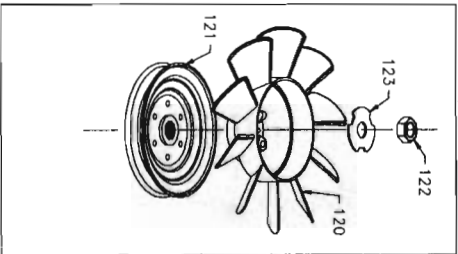
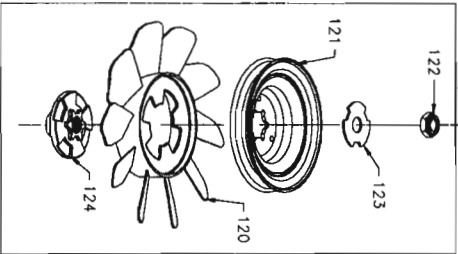
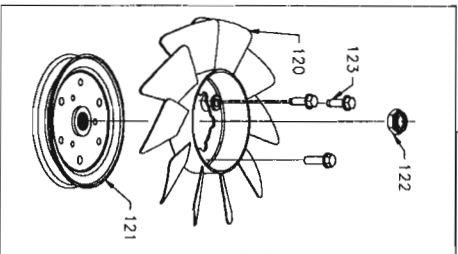
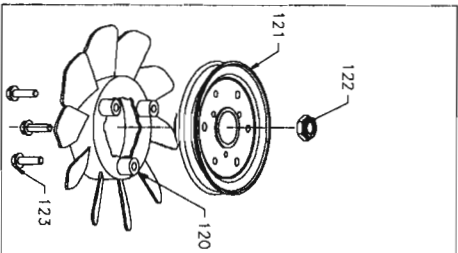


# ZT-2800 SERVICE SCHEMATIC

MODEL NUMBER: Z 1 2 - 3 4 5 6 - 7 8 9 10 - 11 12 13 14  
 CHARACTER #: 1 2 - 3 4 5 6 - 7 8 9 10 - 11 12 13 14

## FAN & PULLEY KIT

CHAR12	ITEM	COMPONENT	DESCRIPTION	QTY
X			N/A	
	207	70630	KIT, FAN & PULLEY	1
	120	51230	FAN 7.0 (10 BLADE)	1
	121	51416	PULLEY	1
	122	51244	NUT, HEX LCKNG 1/2-20 NYLON	1
	123	51523	WASHER, OD SLOTTED .53X1.63X.0	1
	207	70489	KIT, FAN & PULLEY	1
	120	51862	FAN 7.0 (10 BLADE)	1
	121	51875	PULLEY 4.5 INCH	1
	122	44133	NUT, HEX 1/2-20 PATCH	1
	123	51523	WASHER, OD SLOTTED .53X1.63X.0	1
	207	71512	KIT, FAN & PULLEY	1
	120	52576	FAN 7.0 (10 BLADE)	1
	121	50302	PULLEY 4.5 X 1.625	1
	122	51244	NUT, HEX LCKNG 1/2-20 NYLON	1
	123	51076	HFHCS 1/4-20X.875 BLK PHOSKOIL	3
	207	71333	KIT, FAN & PULLEY	1
	120	52315	FAN 7.0 (10 BLADE)	1
	121	50302	PULLEY 4.5 INCH	1
	122	51244	NUT, HEX LCKNG 1/2-20 NYLON	1
	123	50752	HFHCS 1/4-20X.75	3
	207	71334	KIT, FAN & PULLEY	1
	120	52315	FAN 7.0 (10 BLADE)	1
	121	51173	PULLEY 5.5 INCH	1
	122	51244	NUT, HEX LCKNG 1/2-20 NYLON	1
	123	50752	HFHCS 1/4-20X.75	3
	207	71335	KIT, FAN & PULLEY	1
	120	52315	FAN 7.0 (10 BLADE)	1
	121	52046	NUT, HEX LCKNG 1/2-20 NYLON	1
	122	51244	NUT, HEX LCKNG 1/2-20 NYLON	1
	123	50752	HFHCS 1/4-20X.75	3
	207	71336	KIT, FAN & PULLEY	1
	120	52315	FAN 7.0 (10 BLADE)	1
	121	51597	PULLEY 4.75 INCH	1
	122	51244	NUT, HEX LCKNG 1/2-20 NYLON	1
	123	50752	HFHCS 1/4-20X.75	3
	207	71351	KIT, FAN & PULLEY	1
	120	52385	FAN 7.0 (10 BLADE)	1
	121	52364	DISC, PULLEY	1
	122	51244	NUT, HEX LCKNG 1/2-20 NYLON	1
	123	51523	WASHER, OD SLOTTED .53X1.63X.0	1
	124	52366	HUB	1
	207	71511	KIT, FAN & PULLEY	1
	120	52576	FAN 7.0 (10 BLADE)	1
	121	51182	PULLEY 4.5	1
	122	51244	NUT, HEX LCKNG 1/2-20 NYLON	1
	123	51076	HFHCS 1/4-20X.875 BLK PHOSKOIL	3
	207	71552	KIT, FAN & PULLEY	1
	120	52576	FAN 7.0 (10 BLADE)	1
	121	52685	PULLEY 5.0 INCH	1
	122	51244	NUT, HEX LCKNG 1/2-20 NYLON	1
	123	50752	HFHCS 1/4-20X.75 BLK PHOSKOIL	3





# ZT-2800 SERVICE SCHEMATIC

DUE TO PART OBSOLETION, THE FOLLOWING MODELS REQUIRE UNIT REPLACEMENT WHEN ITEMS # 64, 100, 101, 102, 104, 201, 208 REQUIRE SERVICE:

OLD MODEL NO.	NEW MODEL NO.
ZH-GCEE-1B8B-1BXX	ZH-GCEE-3B8B-1BXX
ZH-KCEE-1B8C-1BXX	ZH-KCEE-3B8C-1BXX
ZH-JCEE-1B8B-1BXX	ZH-JCEE-3B8B-1BXX
ZH-MCEE-1B8C-1BXX	ZH-MCEE-3B8C-1BXX
ZJ-GMEE-1ELB-1FLX	REFER TO DRAWING P/N 71609
ZJ-KMEE-1ELC-1FLX	REFER TO DRAWING P/N 71609
ZJ-GCEE-1KKB-1EXX	REFER TO DRAWING P/N 71609
ZJ-KCEF-1KCC-1EXX	REFER TO DRAWING P/N 71609
ZK-GHEE-1K5A-2LXX	ZK-GHEF-3K5A-2LXX
ZK-KHEE-1K5A-2LXX	ZK-KHEF-3K5A-2LXX
ZK-GHEE-1K5A-2LXX	ZK-GHEF-3K5A-2LXX
ZK-KHEE-1K5A-2LXX	ZK-KHEF-3K5A-2LXX
ZK-GHEE-1KKB-2LXX	ZK-GHEF-3KKB-2LXX
ZK-KHEE-1KCC-2LXX	ZK-KHEF-3KCC-2LXX
ZK-GHEF-1KKB-2LXX	ZK-GHEF-3KKB-2LXX
ZK-KHEF-1KCC-2LXX	ZK-KHEF-3KCC-2LXX
ZL-GCEE-1K5A-1LXX	ZL-GCEE-3K5A-1LXX
ZL-KCEE-1K5A-1LXX	ZL-KCEE-3K5A-1LXX
ZL-GCEE-1K5A-1EXX	ZL-GCEE-3K5A-1EXX
ZL-KCEE-1K5A-1EXX	ZL-KCEE-3K5A-1EXX
ZL-GMEE-1BEB-2FXX	REFER TO DRAWING P/N 71609
ZL-KMEE-1BEC-2FXX	REFER TO DRAWING P/N 71609
ZL-GMEE-1BLB-2FXX	REFER TO DRAWING P/N 71609
ZL-KMEE-1BLC-2FXX	REFER TO DRAWING P/N 71609
ZL-GPEE-2N5B-2LXX	ZL-GPEE-3N5B-2LXX
ZL-KPEE-2N5C-2LXX	ZL-KPEE-3N5C-2LXX
ZL-GHEF-1KKB-2LXX	ZL-GHEF-3KKB-3LXX
ZL-KHEF-1KCC-2LXX	ZL-KHEF-3KCC-3LXX
ZL-GHEF-1KKB-3LXX	ZL-GHEF-3KKB-3LXX
ZL-KHEF-1KCC-3LXX	ZL-KHEF-3KCC-3LXX
ZM-GCEE-1L8B-2TLX	ZM-GCEE-3L8B-2TLX
ZM-KCEE-1L8C-2TLX	ZM-KCEE-3L8C-3TLX